

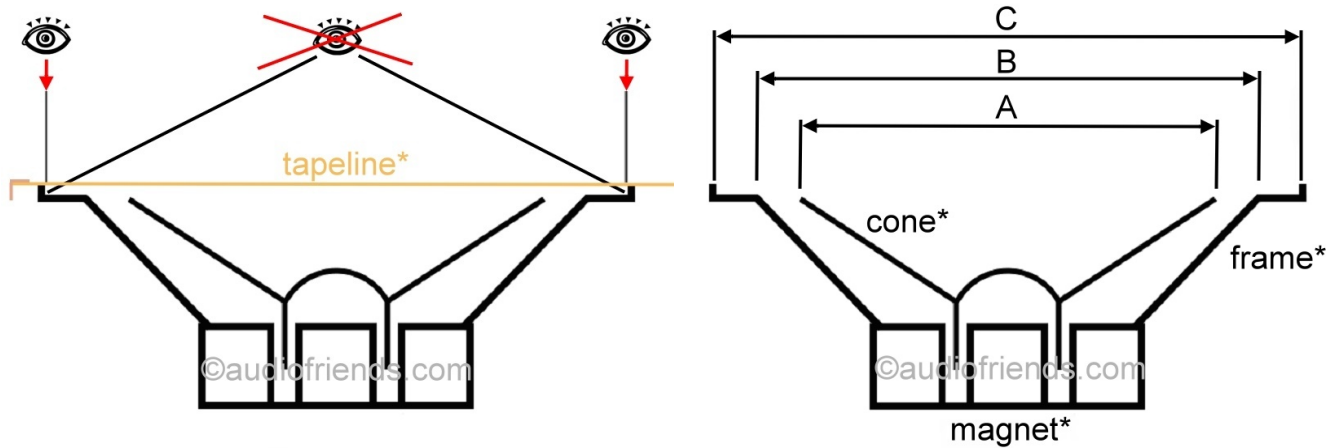
Measure speakers/Lautsprecher Messen/speakers meten.

www.audiofriends.com - www.repairyourspeakers.com

EN: First read the complete manual. We need size A-G + type.

DE: Lesen Sie zuerst die komplette Anleitung. Wir brauchen Masse A-G + type.

NL: Leest u eerst de complete handleiding. We hebben maat A-G nodig.



EN: Look with your eye just above the measuring point.

DE: Schauen Sie mit Ihrem Auge knapp über der Messstelle. (*tapeline = Messband).

NL: Kijk met uw oog precies boven het te meten punt. (*tapeline = rolmaat).

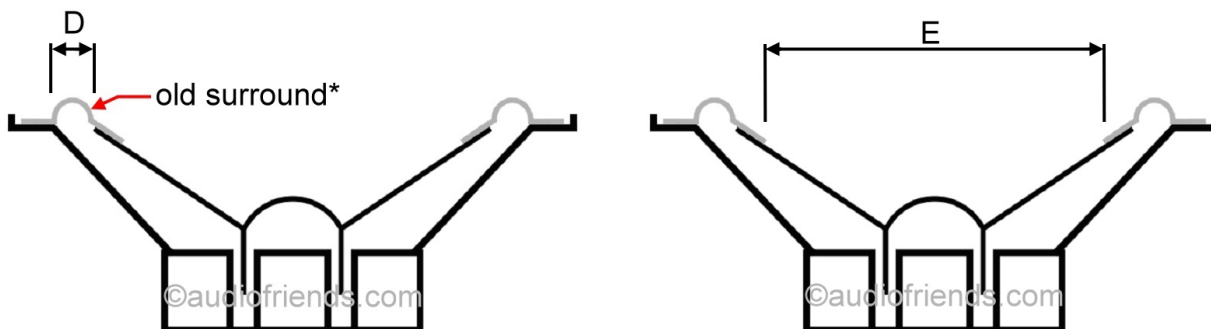
EN: A = diameter cone | B = min. innerdiameter frame | C = max. innerdiameter frame

DE: A = Durchmesser Membrane | B = min. Innerdurchmesser Korb | C = max.

Innerdurchmesser Korb (*cone = Membrane / *magnet = Magnet / *frame = Korb).

NL: A = diameter membraam | B = min. binnendiameter frame | C = max. binnendiameter frame

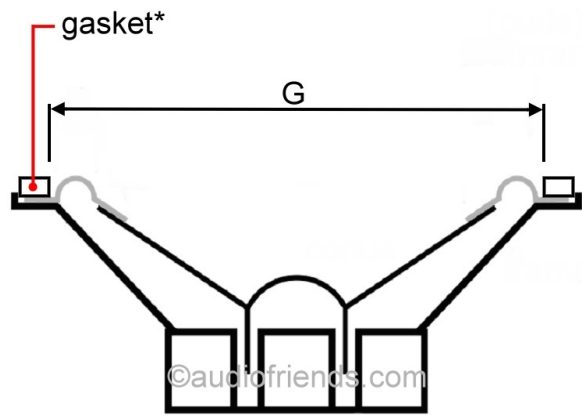
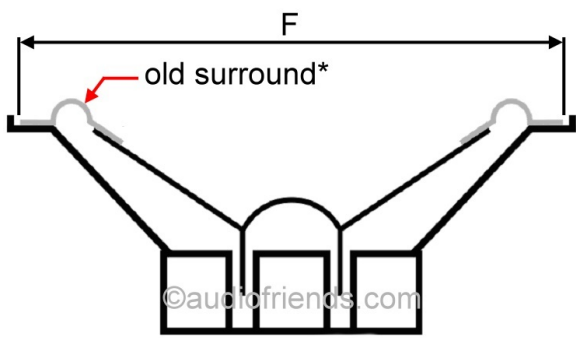
(*cone = membraam / *magnet = magneet / *frame = frame).



EN: D = width roll OLD surround | E = innerdiameter OLD surround

DE: D = Breite Wulst ALTE Sicke | E = Innerdurchmesser ALTE Sicke (*old surround = alte Sicke).

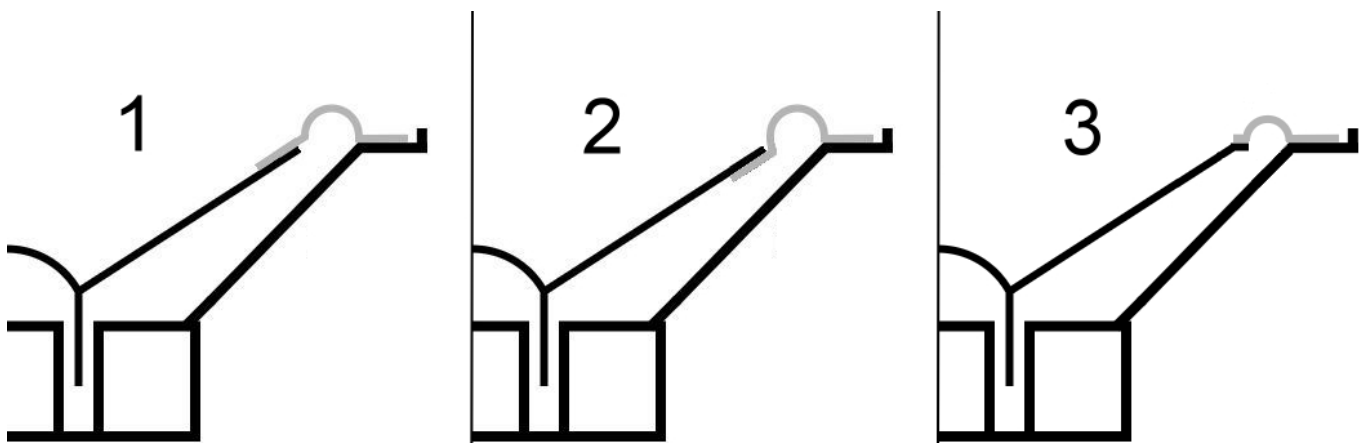
NL: D = breedte rol OUDE rand | E = binnendiameter OUDE rand (*old surround = oude ophangrand)



EN: F = max. diameter OLD surround | G = innerdiameter gasket.

DE: F = max. Durchmesser ALTE Sicke | G = Innerdurchmesser Abdichtring/Zierring (*gasket = Abdichtring/Zierring)

NL: F = max. diameter OUDE rand | G = binnendiameter pakking/sierring (*gasket = pakking/sierring)



EN: Type 1,2 or 3.

DE: (*dustcap = Staubkappe) - Typ 1,2 oder 3.

NL: (*dustcap = stofkap) - Type 1,2 of 3.